

# Real Estate Market Update for Suffolk VA


Compared to February 2023

Compared to January 2024

February 2024 ▾



1.9%



1.4%



Median Sales Price

**\$380,178**



5.7%



12.1%

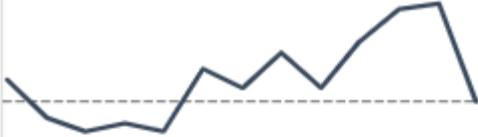


Settled Sales

**130**



-19.0%



-51.4%



Median Days on Market

**17**



-0.8%



-0.7%



Avg % of List Price Received

**99.4%**



7.9%



2.1%



Median Sold \$/SqFt

**\$191**



33.7%



16.2%

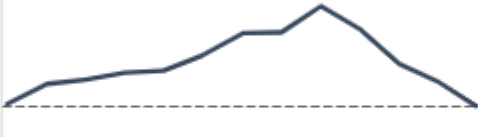


New Listings

**230**



-0.6%



-7.2%



Active Inventory

**349**



-5.9%



-17.2%



Months Supply of Inventory

**2.7**