

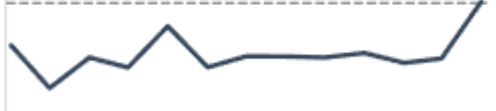










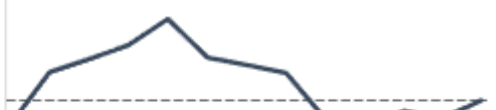














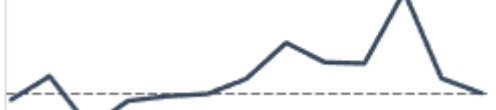


Real Estate Market Update for Newport News VA

Compared to March 2023		Compared to February 2024		March 2024
 7.1% 		9.5% 	Median Sales Price \$300,000	
 -0.6% 		6.6% 	Settled Sales 178	
 50.0% 		-10.0% 	Median Days on Market 18	
 0.5% 		0.4% 	Avg % of List Price Received 100.1%	
 10.2% 		5.2% 	Median Sold \$/SqFt \$183	
 11.9% 		14.3% 	New Listings 264	
 4.9% 		-4.5% 	Active Inventory 278	
 5.5% 		-10.4% 	Months Supply of Inventory 1.6	