





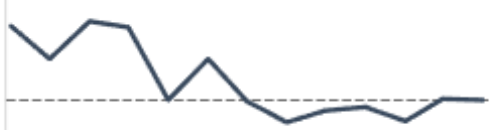



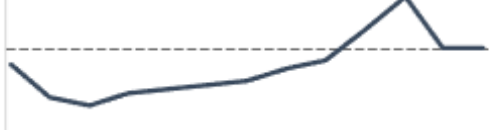















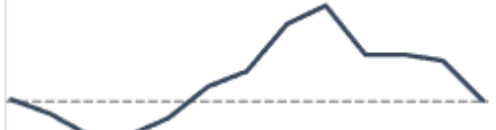



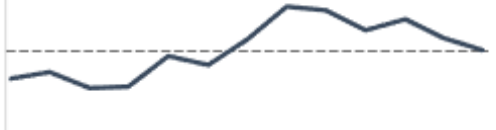



Real Estate Market Update for Hampton VA

Compared to March 2023		Compared to February 2024		March 2024
 3.8% 		-3.6% 	Median Sales Price \$269,999	
 -30.9% 		-0.7% 	Settled Sales 141	
 21.1% 		0.0% 	Median Days on Market 23	
 -0.6% 		0.6% 	Avg % of List Price Received 100.3%	
 3.6% 		-2.5% 	Median Sold \$/SqFt \$173	
 -24.8% 		-20.6% 	New Listings 158	
 -0.4% 		-12.5% 	Active Inventory 239	
 44.1% 		-11.8% 	Months Supply of Inventory 1.7	